

christmas WORKSHOP

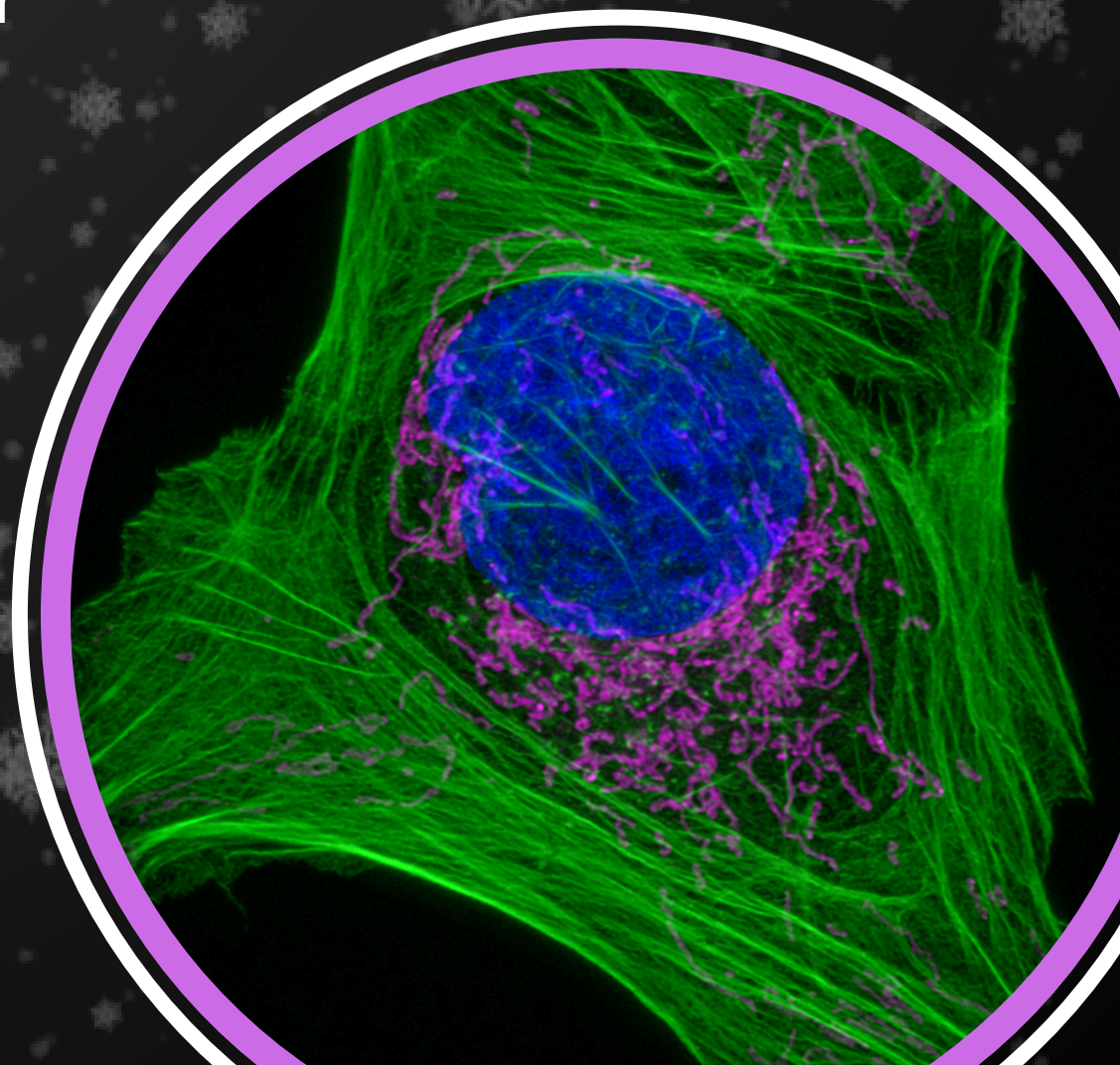
SAMPLE PREPARATION in microscopy

Tips and tricks for sample preparation:
from cell fixation through clearing
methods to expansion microscopy
and back to plant sample for
super-resolution.

9th December, 2024

09:30 – 13:00

Institute of Molecular Genetics
of the Czech Academy of Sciences
Videnska 1083
CZ-142 00, Prague 4



PROGRAM

09:00 Ivan Novotny
Principles of sample preparation for LM

09:20 Ana Miladinovic
Sample fixation aspects

09:40 Dusan Hrckulak
Fixation and clearing of organoids

10:00 *sweet coffee break*

10:20 Martin Kopecky
Overcoming Challenges in Sample Handling

10:40 Ondrej Machon
Large sample clearing for confocal imaging

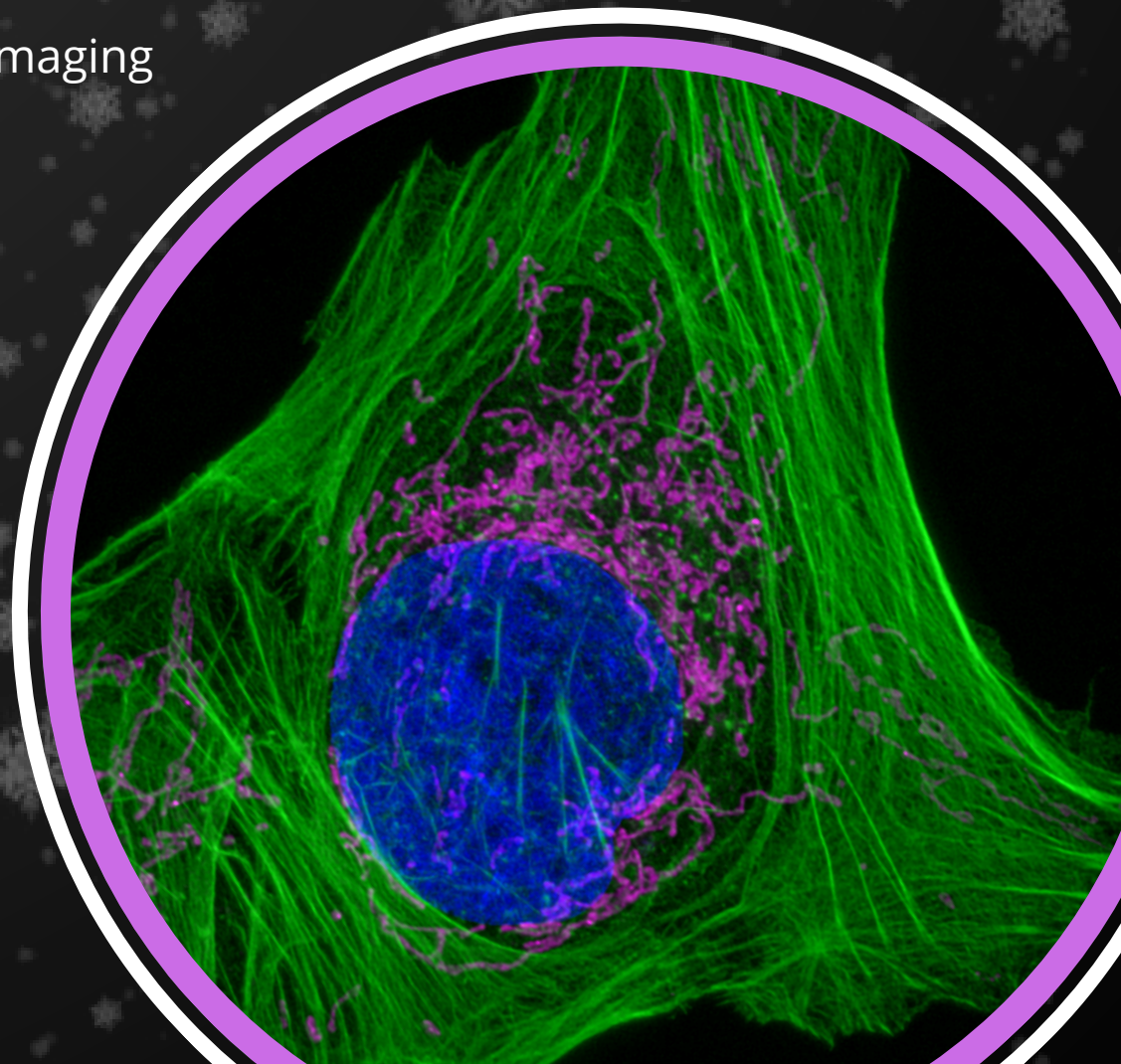
11:00 Marie Zelena
Expanding Trypanosoma brucei

11:20 Lunch pause

12:20 Veronika Kolackova
Plant cells preparation for 3D STED

12:40 Martin Kopecky
Bridging the Gap: The Need for Universal Software

13:00 Vratclav Cmiel
Optimizing Microfluidics with Custom-Built Consumables



ORGANIZATION



The Institute of Molecular Genetics (IMG) of the Czech Academy of Sciences is a leading research center in Prague, focusing on molecular biology and genetics.



ADVI specializes in high-quality products and solutions for advanced fluorescence microscopy, offering superior mounting media, spacers, custom sample holders and expert consultations.



Vivanto Solutions specializes in the design, prototyping, and production of accessories for advanced microscopy, including incubation systems, micromanipulators, and specialized consumables.

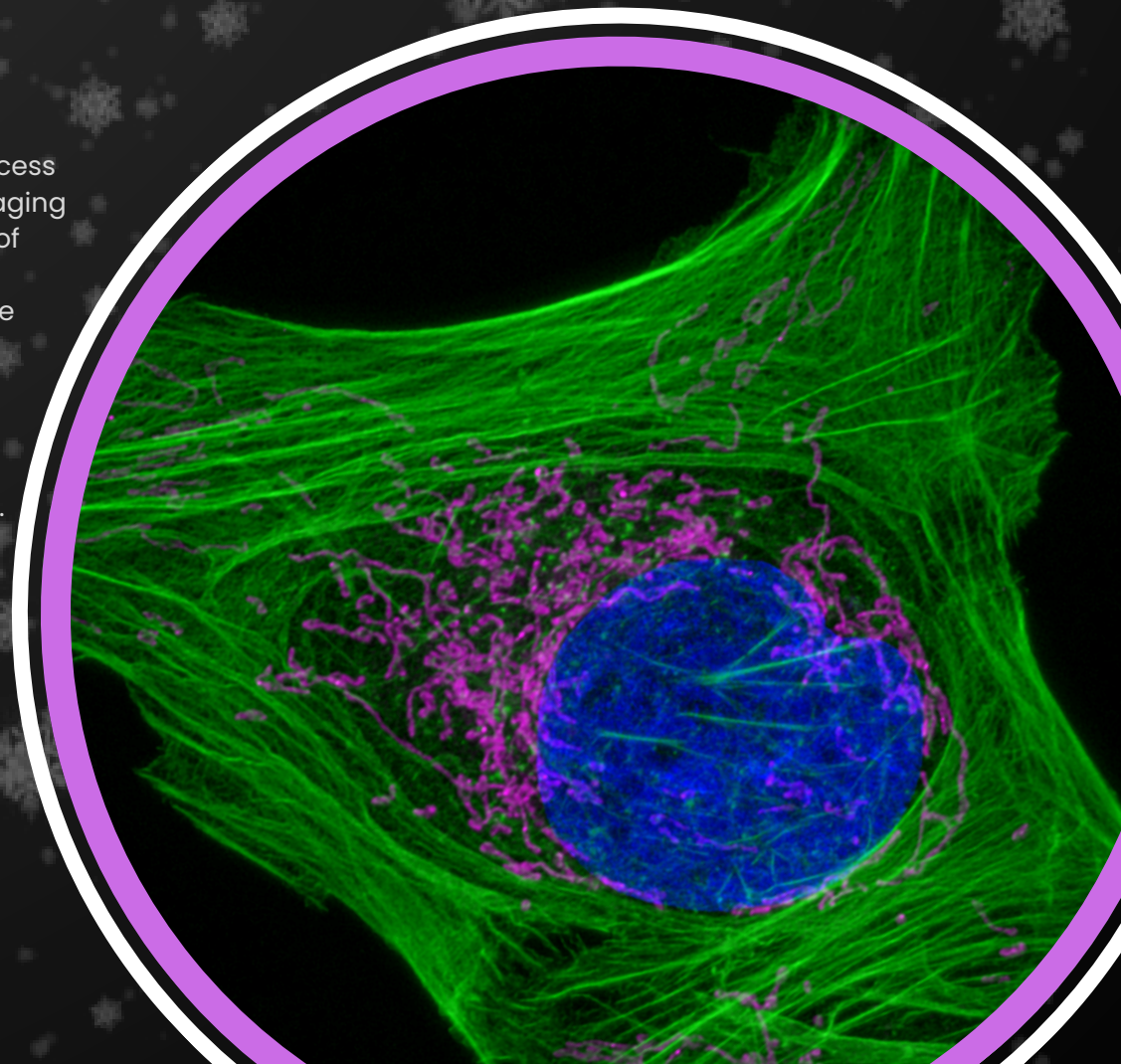
PARTNERS



Czech-BioImaging (CzBI) is a national research infrastructure offering open access to advanced biological and medical imaging technologies. Supported by the Ministry of Education, Youth and Sports, it aims to advance innovation and excellence in life sciences research.



Specion offers solutions for biochemical and pharmaceutical research, industrial applications, and material development. Since 2024, they have specialized in Leica Microsystems microscopes.



christmas **WORKSHOP**

SAMPLE PREPARATION in microscopy

<https://www.img.cas.cz/2024/11/84078-sample-preparation-in-microscopy/>

You are cordially invited to join us for Christmas cookies and engaging discussions about sample preparation, all in a warm holiday atmosphere!

